





















45 200m Individual Medley Women Final

























Official











☰ Qualified
☰ Heats
☰ Summary
📄

Total
13 years
14 years
15 years
16 years

Rank	Competitor	Age	Club	RT	PTS	Result
1	Quayle Bridie	16	Wharenui S...	0.82		2:22.90 Entry: 2:27.06 -4.16
	50m: 31.35	100m: 1:05.83 (34.48)	150m: 1:48.16 (42.33)			200m: 2:22.90 (34.74)
2	Riley Ariella	16	Hamilton Aq...	0.60		2:23.70 Entry: 2:28.50 -4.80
	50m: 30.67	100m: 1:06.73 (36.06)	150m: 1:50.26 (43.53)			200m: 2:23.70 (33.44)
3	Wang Hope	13	Phoenix Aq...	0.73		2:25.81 Entry: 2:29.99 -4.18
	50m: 31.62	100m: 1:09.34 (37.72)	150m: 1:50.97 (41.63)			200m: 2:25.81 (34.84)
4	Sampson Hannah	15	SwimZone ...	0.54		2:26.45 Entry: 2:32.23 -5.78
	50m: 30.89	100m: 1:09.05 (38.16)	150m: 1:52.04 (42.99)			200m: 2:26.45 (34.41)
5	Lyles Jade	14	Phoenix Aq...	0.55		2:27.12 Entry: 2:32.96 -5.84
	50m: 31.09	100m: 1:07.22 (36.13)	150m: 1:52.48 (45.26)			200m: 2:27.12 (34.64)
6	Lovell Nicola	16	Blenheim S...	0.76		2:27.83 Entry: 2:31.52 -3.69
	50m: 31.94	100m: 1:10.37 (38.43)	150m: 1:52.42 (42.05)			200m: 2:27.83 (35.41)
7	McLaren Charlotte	15	Trojans Swi...	0.70		2:28.23 Entry: 2:31.35 -3.12
	50m: 31.90	100m: 1:10.65 (38.75)	150m: 1:52.56 (41.91)			200m: 2:28.23 (35.67)
8	Wangford Alyssa	16	Parnell Swi...	0.65		2:28.78 Entry: 2:32.63 -3.85
	50m: 31.63	100m: 1:12.69 (41.06)	150m: 1:52.63 (39.94)			200m: 2:28.78 (36.15)
9	Lin Amber	14	North Shor...	0.64		2:28.99 Entry: 2:31.92 -2.93
	50m: 31.27	100m: 1:09.40 (38.13)	150m: 1:53.61 (44.21)			200m: 2:28.99 (35.38)
10	Yamagami Kiri	15	Club 37	0.67		2:29.27 Entry: 2:33.90 -4.63
	50m: 31.26	100m: 1:09.06 (37.80)	150m: 1:54.33 (45.27)			200m: 2:29.27 (34.94)
		14		0.51		2:30.34

11	 Kim Lani	 North Shore...	Entry: 2:35.79 -5.45
	50m: 32.13 200m: 2:30.34 (35.07)	100m: 1:11.20 (39.07) 150m: 1:55.27 (44.07)	
12	 Tobin Mackenzie	14  Parnell Swi... 0.73	2:30.47 Entry: 2:33.69 -3.22
	50m: 31.44 200m: 2:30.47 (34.84)	100m: 1:08.63 (37.19) 150m: 1:55.63 (47.00)	
13	 Huang Channelle	14  North Shore... 0.66	2:30.58 Entry: 2:34.28 -3.70
	50m: 33.49 200m: 2:30.58 (35.37)	100m: 1:13.36 (39.87) 150m: 1:55.21 (41.85)	
14	 Vivian Olivia	14  Wharenui S... 0.78	2:31.60 Entry: 2:33.43 -1.83
	50m: 32.99 200m: 2:31.60 (35.57)	100m: 1:13.96 (40.97) 150m: 1:56.03 (42.07)	
15	 Carter Violet	15  Ice Breaker... 0.57	2:31.61 Entry: 2:36.36 -4.75
	50m: 32.56 200m: 2:31.61 (35.01)	100m: 1:10.98 (38.42) 150m: 1:56.60 (45.62)	
16	 Winter Heidi	16  Alexandra ... 0.71	2:31.75 Entry: 2:33.93 -2.18
	50m: 32.36 200m: 2:31.75 (34.42)	100m: 1:11.14 (38.78) 150m: 1:57.33 (46.19)	
17	 Carnie Hana	13  Wanaka Sw... 0.67	2:31.86 Entry: 2:32.12 -0.26
	50m: 32.44 200m: 2:31.86 (36.49)	100m: 1:07.73 (35.29) 150m: 1:55.37 (47.64)	
18	 McGrath Lily	15  Neptune S... 0.68	2:32.88 Entry: 2:37.62 -4.74
	50m: 32.42 200m: 2:32.88 (35.90)	100m: 1:13.54 (41.12) 150m: 1:56.98 (43.44)	
19	 Botes Scarlett	15  Napier Aqu... 0.76	2:32.96 Entry: 2:34.60 -1.64
	50m: 30.76 200m: 2:32.96 (36.29)	100m: 1:10.17 (39.41) 150m: 1:56.67 (46.50)	
20	 Franklin Paige	16  Central Ha... 0.68	2:32.97 Entry: 2:37.99 -5.02
	50m: 32.62 200m: 2:32.97 (34.04)	100m: 1:14.27 (41.65) 150m: 1:58.93 (44.66)	
21	 Hanley Ella	15  Tawa Swim... 0.71	2:33.16 Entry: 2:37.06 -3.90
	50m: 32.09 200m: 2:33.16 (36.70)	100m: 1:11.19 (39.10) 150m: 1:56.46 (45.27)	
22	 Jury Mackenzie	14  Liz van Wel... 0.69	2:33.60 Entry: 2:36.46 -2.86
	50m: 32.07 200m: 2:33.60 (36.26)	100m: 1:12.37 (40.30) 150m: 1:57.34 (44.97)	
23	 Delunel (V) Clara	16  Olympique ... 0.76	2:33.64 Entry: 2:36.32 -2.68

	50m: 32.50 200m: 2:33.64 (34.17)	100m: 1:12.77 (40.27)	150m: 1:59.47 (46.70)		
24	 Sasamoto Rio	16	 Enterprise ...	0.56	2:34.46 Entry: 2:34.78 -0.32
	50m: 32.94 200m: 2:34.46 (35.00)	100m: 1:11.29 (38.35)	150m: 1:59.46 (48.17)		
25	 Riley Indiana	16	 Hamilton Aq...	0.69	2:34.83 Entry: 2:37.20 -2.37
	50m: 32.73 200m: 2:34.83 (33.96)	100m: 1:11.51 (38.78)	150m: 2:00.87 (49.36)		
26	 Gwiazdzinski Meila	16	 Stratford Fl...	0.70	2:34.92 Entry: 2:35.67 -0.75
	50m: 31.96 200m: 2:34.92 (37.49)	100m: 1:11.51 (39.55)	150m: 1:57.43 (45.92)		
27	 Scott Tessa	15	 St Paul's S...	0.68	2:35.06 Entry: 2:36.66 -1.60
	50m: 31.73 200m: 2:35.06 (36.22)	100m: 1:11.61 (39.88)	150m: 1:58.84 (47.23)		
28	 Guagenti (V) Loumen	13	 Dumbea N...	0.55	2:35.28 Entry: 2:39.39 -4.11
	50m: 32.79 200m: 2:35.28 (36.14)	100m: 1:14.44 (41.65)	150m: 1:59.14 (44.70)		
29	 Yamagami Soyo	13	 Club 37	0.57	2:35.35 Entry: 2:41.16 -5.81
	50m: 33.47 200m: 2:35.35 (35.96)	100m: 1:14.01 (40.54)	150m: 1:59.39 (45.38)		
30	 Chan Bianca	15	 Roskill Swi...	0.67	2:35.93 Entry: 2:34.76 +1.17
	50m: 32.02 200m: 2:35.93 (38.07)	100m: 1:12.86 (40.84)	150m: 1:57.86 (45.00)		
31	 Marquet (V) Tehani	13	 Dumbea N...	0.79	2:35.96 Entry: 2:40.39 -4.43
	50m: 32.91 200m: 2:35.96 (36.74)	100m: 1:12.73 (39.82)	150m: 1:59.22 (46.49)		
32	 Reader Jasmin	14	 North Shor...	0.60	2:36.02 Entry: 2:36.44 -0.42
	50m: 34.35 200m: 2:36.02 (38.02)	100m: 1:14.72 (40.37)	150m: 1:58.00 (43.28)		
33	 Geursen Clare	14	 Tawa Swim...	0.70	2:37.27 Entry: 2:37.38 -0.11
	50m: 34.69 200m: 2:37.27 (37.14)	100m: 1:15.00 (40.31)	150m: 2:00.13 (45.13)		
33	 van der Westhuizen Teja	13	 North Shor...	0.56	2:37.27 Entry: 2:40.51 -3.24
	50m: 32.56 200m: 2:37.27 (36.93)	100m: 1:11.57 (39.01)	150m: 2:00.34 (48.77)		
35	 Wellington Sophie	14	 Kiwi ASC	0.65	2:37.50 Entry: 2:37.39 +0.11
	50m: 32.21 200m: 2:37.50 (37.20)	100m: 1:11.13 (38.92)	150m: 2:00.30 (49.17)		

36	 Li Cynthia	15	 Phoenix Aq...	0.66	2:37.90 Entry: 2:39.06 -1.16
	50m: 32.34 200m: 2:37.90 (38.70)	100m: 1:13.89 (41.55)	150m: 1:59.20 (45.31)		
37	 Ng Sophia	13	 Mt Eden S...	0.64	2:39.96 Entry: 2:41.28 -1.32
	50m: 32.66 200m: 2:39.96 (37.66)	100m: 1:13.78 (41.12)	150m: 2:02.30 (48.52)		
38	 Duske Georgia	13	 Evolution A...	0.53	2:40.09 Entry: 2:42.99 -2.90
	50m: 32.74 200m: 2:40.09 (36.16)	100m: 1:13.07 (40.33)	150m: 2:03.93 (50.86)		
39	 Ericson Maddie	13	 Wharenui S...	0.70	2:42.52 Entry: 2:43.19 -0.67
	50m: 33.17 200m: 2:42.52 (38.59)	100m: 1:16.80 (43.63)	150m: 2:03.93 (47.13)		
40	 Zhou Camille	13	 Porirua City...	0.64	2:45.61 Entry: 2:43.55 +2.06
	50m: 32.34 200m: 2:45.61 (39.15)	100m: 1:13.54 (41.20)	150m: 2:06.46 (52.92)		